



E. A. CLORE SONS, INC.

Fine Furniture

E. A. CLORE SONS, INC.

CATALOG #11

Since 1830, the Clore family has handed down the knowledge and skills necessary for making handsome and enduring handcrafted furniture in the Early American tradition. The Clores work with local craftsmen who share the pride that comes from seeing each piece finished to perfection. Clore furniture is crafted to remain beautiful over many years of everyday use. We have every confidence that you will enjoy many years of pleasant living with your selections of fine furniture from our extensive line. Most pieces use exact mortise-and-tenon construction and precision dove tailed drawers.

At E. A. Clore, we offer a wide selection of living room, dining room, bedroom, and home office furniture produced in durable hardwoods such as walnut, cherry, oak, and mahogany. The lumber used in making our furniture is solid hardwood, which is thoroughly air seasoned and then kiln dried to assure you the best of quality furniture. Most of the wood is locally harvested with the exception of mahogany, which must be imported. Each piece is completed in a rich, hand-rubbed finish, which is beautiful to see and touch. This finish resists many normal household hazards such as water and other beverages.

We have eight standard finish colors to choose from and they have been reproduced as accurately as possible on page 3. Due to the fact that a printed finish cannot precisely duplicate a wood finish, coupled with natural variations of the woods, slight variations in the appearance are possible. A wood sample in the finish desired will be sent upon request but variations from it are, likewise, possible. Special finishes can be matched at an additional charge.

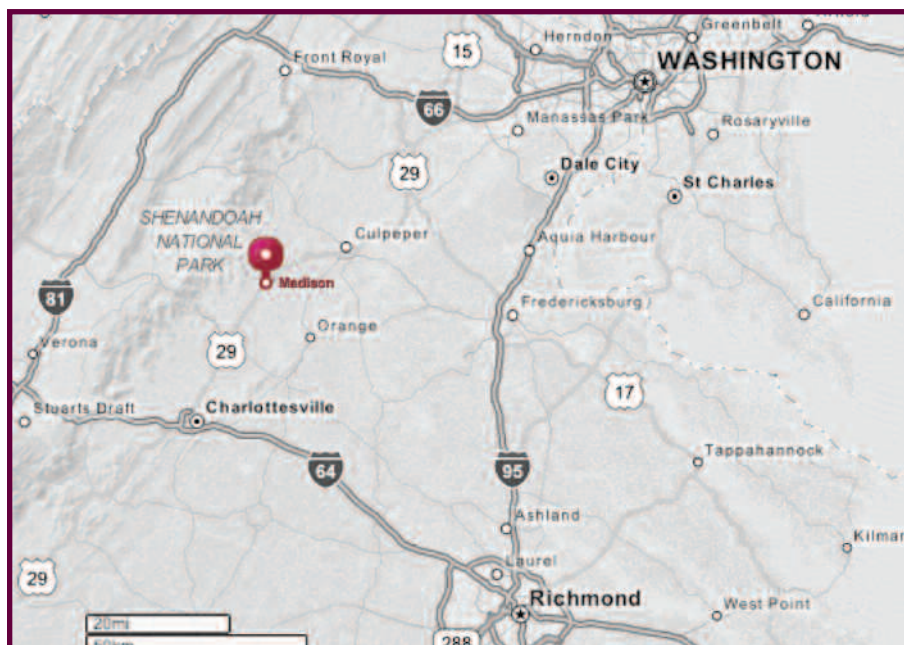
In addition to the many standard furniture items showcased in our catalogue, we offer other interesting pieces including lazy susans, entertainment centers, conference tables, hanging quilt racks and many more.

While we feel that our catalogue contains quite a broad selection of pieces and styles, we recognize the occasional need or desire for a modification in the dimensions or other specifications. We will furnish quotes on such modifications if requested. Also, we will gladly provide you a quote for a custom piece of your choosing, provided it is related to and comparable with our designs and facilities. For example, churches, schools, and libraries may contact us concerning their needs for chairs,

tables, and other custom furnishings. We will also be glad to provide quotations on pieces from a small television cabinet to complete home entertainment centers or home office and computer furniture.

Our fine furniture is sold directly from our factory to you, thereby eliminating the “middleman” and saving you money. We ship throughout the United States.

Visitors are welcome in our showrooms, which are located adjacent to the factory. You will enjoy the trip—as you drive the scenic roads with their mountain views in Madison County, Virginia. Please call or visit our website for hours and directions. We are closed on Sundays.



TERMS:

Virginia Residents Net 30 days, all other states 100% before shipment. Subject to applicable state and local sales taxes.

We accept:



E. A. Clore Sons, Inc.
P.O. Box 765
Madison, VA 22727

telephone: (540) 948-5821
fax: (540) 948-5556
e-mail: eac@eaclore.com
website: www.eaclore.com




Antique Oak




Natural Oak



Light Cherry



Antique Cherry



Fruitwood Cherry



Walnut



Red Mahogany



Brown Mahogany







DESK (or Secretary)

No. 969-D (shown with No. 503-CC style Secretary Top)

The desk's four roomy drawers, the lid and the interior door all have locks. Interior is made of solid wood with handmade carvings and finished to match the exterior. Secretary Tops available to match any of our corner cupboards shown on the following three pages. Desk height 42", width 38", depth 21". No. 502-CC and No. 503-CC Secretary Top height 46", No. 504-CC Secretary Top height 40".



CORNER CUPBOARD

No. 504-CC

Top section has three shelf spaces with grooves provided for plates. Base section has two shelf spaces. Shelves and back are made of solid wood and finished to match the exterior. Height 83", front width 39", requires 28" wall space from corner.



CORNER CUPBOARD

No. 502-CC

Top section has three shelf spaces with grooves provided for plates. Base section has two shelf spaces. Shelves and back are made of solid wood and finished to match the exterior. Height 89", front width 39", requires 28" wall space from corner.



CORNER CUPBOARD

No. 503-CC

Top section has three shelf spaces with grooves provided for plates. Base section has two shelf spaces. Shelves and back are made of solid wood and finished to match the exterior. Height 89", front width 39", requires 28" wall space from corner.



FLAT CHINA CLOSET

No. 509-R

Top cabinet has three shelf spaces with grooves provided for plates and an attractive beaded back. Base cabinet has two shelf spaces back of doors. Shelves and back of top cabinet are made of solid wood and finished to match the exterior. Height 78" (base cabinet 32"), width 46", depth 20".



OPEN COUNTER CHINA CLOSET

No. 509-OCA

Top cabinet has three shelf spaces with grooves provided for plates and an attractive beaded back. Base cabinet has two shelf spaces back of doors. Shelves and back of top cabinet are made of solid wood and finished to match the exterior. Height 78" (base cabinet 32"), width 46", depth 20".



DUTCH CUPBOARD

No. 507-R

Top cabinet has two shelves with grooves provided for plates and an attractive beaded back. Base cabinet has two shelf spaces back of doors. Shelves and back of top cabinet are made of solid wood and finished to match the exterior. Height 70" (base cabinet 32"), width 46", depth 20".



SERVER

No. 548

Ideal for the small dining room, this server has a large drawer and two shelf spaces in the lower section. Height 37", width 40", depth 18".



SERVER

No. 549

Ideal for the small dining room, this server has a large drawer and two shelf spaces in the lower section. Height 37", width 40", depth 18".



BUFFET

No. 541-R

Three roomy drawers for linen. Lower section has two continuous shelf spaces. Height 36", width 60", depth 20".



BUFFET

No. 543

This handsome unit provides four roomy drawers for storage plus three shelf spaces at one end and two shelf spaces at the other. Height 39", width 60", depth 20".



BUFFET

No. 547

An attractive dining room piece with four large drawers and two smaller ones. One end has three shelf spaces and the other has two shelf spaces. Height 39", width 60", depth 20".



OVAL EXTENSION TABLE

No. 531-T

This table is 46" x 58" x 30" high when closed. Available with three leaves (extends to 94") or four leaves (extends to 106"). Available with turned legs (as shown) or plain tapered legs. Felt-lined rack for leaf storage included.



ROUND PEDESTAL TABLE

No. 533-T

Solid top is 48" in diameter x 30" tall.



DUNCAN PHYFE TABLE

No. 526-T

A drop-leaf table 32" x 42" x 30" high when closed. Opens to 60" x 42".

No. 527-T (not shown)

A smaller version of the 526-T, table is 24" x 36" x 30" high when closed. Opens to 48" x 36".



DUNCAN PHYFE TABLE

No. 528-T

This double pedestal extension table is 46" x 60" x 30" high when closed. Available with three leaves (extends to 96") or four leaves (extends to 108"). Felt-lined rack for leaf storage included.



SIX LEG EXTENSION TABLE

No. 529-T

This table is 46" x 60" x 30" high when closed. Available with three leaves (extends to 96") or four leaves (extends to 108"). Available with turned legs (as shown) or plain tapered legs. Felt-lined rack for leaf storage included.



ROUND EXTENSION TABLE

No. 525-T

Diameter of this table is 46" x 30" high when closed. Three leaves extend the top to 82". Available with turned legs (as shown) or plain tapered legs. Felt-lined rack for leaf storage included.



DROP LEAF TABLE

No. 513-T

Six leg table available with turned legs (as shown) or plain tapered legs.

24" x 46" x 30" high when closed. Opens to 72" x 46".



DROP LEAF TABLE

No. 519-TT

Four leg table available with turned legs (as shown) or plain tapered legs.

24" x 36" x 30" high when closed. Opens to 48" x 36".



HARVEST TABLE

No. 521-T

Available with plain tapered legs (as shown) or turned legs.

22" x 72" x 30" high when closed. Opens to 44" x 72".

No. 523-T (not shown)

Smaller table available with turned or plain tapered legs.

20" x 60" x 30" high when closed. Opens to 36" x 60".



PUB TABLE

No. PUB

Tall table available with plain tapered legs (as shown) or turned legs.

34" x 34" x 42" high.

Height can be changed.

Deduct 10-12" from table height to get proper seat height for seating.



COMPUTER TABLE

No. 564-T

24" x 46" x 30" high. Available with turned legs (as shown) or plain tapered legs. Keyboard arm is on ball bearing slides, and is fully adjustable. Keyboard tray measures approximately 8" x 22" inside.



FARM TABLE

No. 535-T

This solid top table is available with turned legs (as shown) or plain tapered legs. Table shown and priced is 42" x 60" x 30" high. Please call for a quotation on a special size farm table.

BANQUET END TABLE

No. 561-T

18" x 36" x 30" high. Available with turned legs (as shown) or plain tapered legs.



No. 562-T (not shown)

20" x 42" x 30" high. Available with turned legs (as shown) or plain tapered legs.

No. 563-T (not shown)

24" x 46" x 30" high. Available with turned legs (as shown) or plain tapered legs.



HALF-ROUND BANQUET END TABLE

No. 565-T

A pair of these added to our larger drop leaf or extension table makes a handsome banquet table. Used together they make an attractive round table at which to serve additional guests. Also make excellent hall tables. 23" x 46" x 30" high. Available with turned legs (as shown) or plain tapered legs.

No. 567-T (not shown)

21" x 42" x 30" high. Available with turned legs (as shown) or plain tapered legs.







COFFEE TABLE

No. 275-T

18" x 38" x 18" high. Available with turned legs (as shown) or plain tapered legs. Also available without shelf.



DROP LEAF TEA CART

No. 532

As useful as it is attractive, this tea cart has a drop leaf top, a drawer for storage, a removable tray and a shelf at the bottom. It is 15" x 26" x 29" when closed. Opens to 34" x 26".

SAW-BUCK STYLE COFFEE TABLE

No. 96-T

20" x 42" x 18" high. Top 1 3/8"
thick.



COFFEE TABLE

No. 273-T

18" x 38" x 18" high. Available with removable glass tray
(as shown) or without tray, with turned legs (as shown) or
with plain tapered legs.



OVAL DROP LEAF COFFEE TABLE

No. 254-T

Leaves have double arm supports. This table is 14 1/2" x 54" x 18" high when closed. Opens to 32" x 54"

No. 253-T (not shown)

13 1/4" x 44" x 18" high when closed. Opens to 28" x 44".



DROP LEAF COFFEE TABLE

No. 285-T

An ideal size table for apartments. This table includes a convenient drawer for storage. This table is 16" x 18" x 18" high when closed. Opens to 16" x 32".



OVAL SOLID TOP COFFEE TABLE

No. 252-T

The graceful oval top on this table is 28" x 44" x 18" high.



PRACTICAL TABLE

No. 262-T

A table with a diameter of 26" x 20" high. Available with plain tapered legs (as shown) or turned legs.



END TABLE

No. 147-T

This table provides a convenient drawer for storage and is 14" x 22" x 24", 26", 28", or 30" high. Available with turned legs (as shown) or plain tapered legs.

No. 147-TT (not shown)

16" x 24" x 24", 26", 28", or 30" high. Available with turned legs (as shown) or plain tapered legs.



END TABLE

No. 300-T

Drop Leaves and two drawers make this a very useful table. It measures 15" x 15" x 24", 26", 28", or 30" high when closed. Opens to 30" x 15". Available with turned legs or plain tapered legs (as shown).



END TABLE

No. 298-T

Drop Leaves and two drawers plus the added convenience of a bottom shelf. Table measures 15" x 15" x 24", 26", 28", or 30" high when closed. Opens to 30" x 15". Available with turned legs or plain tapered legs (as shown).



BEDSIDE TABLE

No. 291-T

This table has one drawer and measures 15" x 15" x 24", 26", 28", or 30" high. Available with turned legs or plain tapered legs (as shown).

No. 291-TT (not shown)

20" x 20" x 24", 26", 28", or 30" high. Available with turned legs or plain tapered legs (as shown).



BEDSIDE TABLE

No. 292-T

This table has two drawers and measures 15" x 15" x 24", 26", 28", or 30" high. Available with turned legs or plain tapered legs (as shown).

No. 292-TT (not shown)

20" x 20" x 24", 26", 28", or 30" high. Available with turned legs or plain tapered legs (as shown).



CANDLESTAND TABLE

No. 268-T

Diameter 18" Height 24", 26", 28", or 30". Available with tilt top (as shown) or with stationary top.

CLOVER LEAF CANDLESTAND TABLE

No. 265-T

20" x 20" x 24", 26", 28", or 30" high. Available with tilt top (as shown) or with stationary top.





PEMBROKE TABLE

No. 296-T

A roomy storage drawer and drop leaves make this a very versatile table. It measures 14" x 22" x 24", 26", 28", or 30" high when closed. Opens to 28" x 22". Available with turned legs or plain tapered legs (as shown).



NEST OF TABLES

No. 294-T

Three tables that nest into a compact unit. Large table is 16" x 24" x 27" high, middle table is 14 1/2" x 20 1/2" x 26" high, small table is 12 3/4" x 17" x 25" high. Available with plain tapered legs (as shown) only.



GUN CABINET

No. 506-GC

Top section with space for 8 guns 52" long. Solid wood back finished to match exterior. Base section with one adjustable shelf finished to match exterior. Lock top and bottom section. Height 80", width 36", depth 18".



TV CABINET

No. 601

TV cabinet has a 6" open shelf for components. Adjustable shelf behind the two doors. Available with brass knobs and H-hinges (as shown) or wood knobs and plain hinges. 46" x 18" x 29" high, inside depth approx 15 1/2".



FLAG HOLDER

No. FH

Available in all woods, these holders have a glass front and removable back. 25 3/8" x 13" high.



PLANT STAND

No. PLANT

Made with or without a shelf. Top is 13" x 13" and height is either 24 or 30" tall.



SERVING TRAY

No. TRAY

Sized at 12" x 18" x 1 ¾" high (Inside gallery is 1"high). Available in all of our finishes. Attached rubber feet to protect tabletops.

CUTTING BOARD

No. CUT

Made of walnut, cherry or a combination of the two. Measure roughly 9" x 11" x 2" thick, but sizes may vary. Attached rubber feet.



LAZY SUSAN

No. 18LS

Lazy Susan is 18" in diameter. Available in all of our finishes.

MAGAZINE HOLDER

No. 241

Convenient storage is provided in the two sections which are approximately 11 ½" deep. Height 20", width 12", depth 14".






BOOKCASE

No. 215

Three shelf spaces and a finished back in this unit. Height 41", width 36", depth 10". Top shelf space 10" high, others 12½" high.



HALL TREE

No. 245

Eight hooks on this useful piece make it seem like an extra closet. Overall height 72".







KNEEHOLE DESK

No. 957-D

Center drawer is equipped with a lock and the four drawers on each side are fitted with removable dividers. Back of the desk is of solid panel construction and finished to match the rest of the exterior. Height 30", width 54", depth 22".



MIRROR

No. 134-M

Deep frame mirror. Approximate outside dimensions; height 26", width 46". Plain polished plate mirror; height 18", width 38".



MIRROR

No. 130-M

Beveled frame mirror. Approximate outside dimension; height 24", width 44". Plain polished plate mirror; height 18", width 38".



MIRROR

No. 132-M

Deep frame mirror. Approximate outside dimensions; height 27", width 20½". Plain polished plate mirror; height 19", width 12½".



MIRROR

No. 346-M

Approximate outside dimensions (not including scroll); height 30", width 50". Plain polished plate mirror; height 26", width 46". Top of frame (scroll) available to match our various bed styles. Order by mirror number and specify bed number to be matched.



MIRROR

No. 238-M

Approximate outside dimensions (not including scroll); height 30", width 40". Plain polished plate mirror; height 26", width 36". Top of frame (scroll) available to match our various bed styles. Order by mirror number and specify bed number to be matched.



MIRROR

No. 128-M

Approximate outside dimensions (not including scroll); height 29", width 21". Plain polished plate mirror; height 26", width 18". Top of frame (scroll) available to match our various bed styles. Order by mirror number and specify bed number to be matched.



MIRROR

No. 126-M

Approximate outside dimensions; height 21", width 29". Plain polished plate mirror; height 18", width 26".







CHEST ON CHEST

No. 676

Seven drawers with removable dividers in the three drawers of the top section. Height 57", width 40", depth 20". Also made to match No. 684 chest of drawers.



CHEST OF DRAWERS

No. 675

Available with either four or five drawers; top drawers in both chests has removable dividers for organizing small items. Five drawer chest height 46", width 40", depth 20". Four drawer chest height 40", width 40", depth 20".



CHEST OF DRAWERS

No. 684

Available with either four or five drawers; top drawers in both chests has removable dividers for organizing small items. Five drawer chest height 46", width 40", depth 20". Four drawer chest height 40", width 40", depth 20".



CHEST OF DRAWERS

No. 694

Four large and roomy drawers in this copy of an old favorite. First drawer under large top drawer is equipped with safety stops. Height 48", width 44", depth 22".



DOUBLE DRESSER

No. 679

Ten Drawers in this piece provide excellent storage space. Height 36", width 60", depth 20". Also made to match No. 684 chest of drawers.



DRESSER

No. 678

Five drawers in this piece provide generous storage space. Height 36", width 44", depth 20". Also made to match No. 684 chest of drawers.

BEDSIDE CHEST

No. 675-24

Small four-drawer bedside chest. Height 30", width 24", depth 18". Available with brass (as shown) or wood knobs. Backpiece may be deleted. Also available in 18" width, call for quote.





BLANKET CHEST

No. 609

Cedar lined with exterior made of walnut, oak, cherry or mahogany. Inside height $16\frac{5}{8}$ ", width $40\frac{1}{2}$ ", depth $19\frac{1}{4}$ ". Outside height 22", width 44", depth 22". Also available in solid cedar.



BACHELOR'S CHEST

No. 674

Includes four drawers and a pull-out board. Height 30", width 30", depth 18".

LINGERIE CHEST

No. 677

Seven drawers in this ladies' favorite. Height 50", width 22", depth 16". Also available in 684.



VANITY BENCH

No. 612-B

For use with either style vanity, this bench has a removable fiber rush seat for easy cleaning. Height 17 1/4", width 20", depth 13 1/4".



SHAVING STAND

No. 135-OF

Oval front has two drawers. Overall height 17", width 19", depth 8".



SHAVING STAND

No. 135-FF

Flat front has two drawers. Overall height 17", width 19", depth 8".



VANITY

No. 612-D

There are five roomy drawers in this unit. Height 30", width 44", depth 22". Mirror frames and supports are interchangeable to match our various bed styles (Example—this matches No. 646-B Poster Bed.)

VANITY

No. 614-D

Three drawers on each side plus a center drawer provide ample storage space in this vanity. Height 28", width 50", depth 21". Mirror frames and supports are interchangeable to match our various bed styles (Example—this matches No. 631-B Poster Bed.)





QUILT RACK

No. 242

Height 33", width 29½", depth 9".



BED STEP

No. 101-S

Height 15¼", width 17¾", depth 16".

CHEVAL MIRROR

No. 446-SM

This standing mirror is approximately 67½" tall (not including scroll) x 24½" wide. Feet are 22½" from tip to tip. Plain polished plate mirror is 18" wide by 54" tall. Top of frame (scroll) is available to match our various bed styles. Order by mirror No. and specify bed No. to be matched.





TESTER BED

No. 648-B

Solid wood posts are approximately $80\frac{1}{2}$ " high (including $7\frac{1}{2}$ " finial and 1" arched canopy frame.) Add approximately 2" when using castors or $\frac{3}{4}$ " when using glides. Side rails are $10\frac{3}{4}$ " from the floor (without castors or glides). Available in twin, double, queen, and king sizes.

Also can be furnished without canopy.



PENCIL POST BED

No. 650-B

Solid wood posts are approximately $85\frac{1}{2}$ " high (including $5\frac{1}{2}$ " finial. Add approximately 2" when using castors or $\frac{3}{4}$ " when using glides. Side rails are 12" from the floor (without castors or glides). Available in twin, double, queen, and king sizes. Also can be finished with tester bars.



SLEIGH BED

No. 637-B

Head of bed is 48" high, foot is 32" high. Side rails are approximately 6" from the floor. Available in twin, double, queen (shown), and king sizes. Twin size has two panels in head and foot. Double and Queen have three panels each. King size has four panels each.



POSTER BED

No. 646-B

Head posts are 60" high, foot posts 58" high. Add approximately 2" when using castors or $\frac{3}{4}$ " when using glides. Side rails are $10\frac{3}{4}$ " from the floor (without castors or glides). Available in twin, double, queen, and king sizes.



POSTER BED

No. 634-B

Head posts are 56" high, foot posts 54" high. Add approximately 2" when using castors or $\frac{3}{4}$ " when using glides. Side rails are $10\frac{3}{4}$ " from the floor (without castors or glides). Available in twin, double, queen, and king sizes.



POSTER BED

No. 636-B

Head posts are 50" high, foot posts 48" high. Add approximately 2" when using castors or $\frac{3}{4}$ " when using glides. Side rails are $10\frac{3}{4}$ " from the floor (without castors or glides). Available in twin, double, queen, and king sizes.



POSTER BED

No. 644-B

Head posts are 50" high, foot posts 48" high. Add approximately 2" when using castors or $\frac{3}{4}$ " when using glides. Side rails are $12\frac{3}{4}$ " from the floor (without castors or glides). Available in twin, double, queen, and king sizes.



POSTER BED

No. 631-B

Head posts are 36" high, foot posts 24" high. Add approximately 2" when using castors or $\frac{3}{4}$ " when using glides. Side rails are $7\frac{1}{2}$ " from the floor (without castors or glides). Available in twin, double, queen, and king sizes.



POSTER BED

No. 632-B

Head posts are 46" high, foot posts 44" high. Add approximately 2" when using castors or $\frac{3}{4}$ " when using glides. Side rails are $10\frac{3}{4}$ " from the floor (without castors or glides). Available in twin, double, queen, and king sizes.



POSTER BED

No. 635-B

Head posts are 40" high, foot posts 32" high. Add approximately 2" when using castors or $\frac{3}{4}$ " when using glides. Side rails are $8\frac{1}{4}$ " from the floor (without castors or glides). Available in twin, double, queen, and king sizes.



POSTER BED

No. 638-B

Head posts are 48" high, foot posts 46" high. Add approximately 2" when using castors or $\frac{3}{4}$ " when using glides. Side rails are $10\frac{3}{8}$ " from the floor (without castors or glides). Available in twin, double, queen, and king sizes.



BUNK BEDS

No. 640

Overall height approximately 60" (including glides). Bottom of top bunk 44" from the floor. Standard 3/3 (twin) size. Can be converted to twin beds later. Set includes ladder and guard rail.







RIB ROCKER

No. 92-C

A rare and graceful copy for people who appreciate the most in a rocker. Curved arms and gently sloped back are designed to provide the utmost in comfort. Width between arms in front 20", height of back above seat approximately 33 1/2". Fiber rush seat.



RIB ROCKER

No. 94-C

Same as No. 92-C except has plain arms.



THREE SLAT CURVED BACK ROCKER

No. 93-C

An old style rocker that has three equal slats with curved back posts like those used on our 92-C. Width between arms in front 20", height of back above seat 28". Fiber rush seat.



**LADDER BACK
ARM ROCKER**

No. 84-C

Four ladder rocker. Width between arms in front $19\frac{1}{2}$ ", height of back posts above seat approximately 27". Fiber rush seat.



**FANCY
MASTER ROCKER**

No. 45-CR

Width between arms in front $19\frac{1}{2}$ ", height of back posts above seat approximately $18\frac{1}{2}$ ". Fiber rush seat.



FANCY ROCKER

No. 33-C

Outside width in front 19", height of back posts above seat approximately $18\frac{1}{2}$ ". Fiber rush seat.

**FANCY
MASTER CHAIR**

No. 45-C

Width between arms in front 19½", height of seat 18½", height of back posts approximately 36". Fiber rush seat.



**FANCY
SIDE CHAIR**

No. 43-C

Outside width in front 19", height of seat 18½", height of back posts approximately 36". Fiber rush seat.





PLAIN MASTER ROCKER

No. 47-CR

Width between arms in front 19½", height of back posts above seat approximately 17½". Fiber rush seat.



PLAIN ROCKER

No. 35-C

Outside width in front 19", height of back posts above seat approximately 17½". Fiber rush seat.

**PLAIN
MASTER CHAIR**

No. 47-C

Width between arms in front $19\frac{1}{2}$ ", height of seat $18\frac{1}{2}$ " height of back posts approximately 35". Fiber rush seat.



**PLAIN
SIDE CHAIR**

No. 48-C

Outside width in front 19", height of seat $18\frac{1}{2}$ " , height of back posts approximately 35". Fiber rush seat.





LADDER BACK DINING ARM CHAIR

No. 83-C

Four ladder chair. Width between arms in front 19½", height of seat 18½", height of back posts 44". Fiber rush seat.

LADDER BACK DINING ARM CHAIR

No. 87-C

Three ladder chair. Width between arms in front 19½", height of seat 18½", height of back posts 41". Fiber rush seat.



LADDER BACK DINING ARM CHAIR

No. 89-C

Three ladder chair. Width between arms in front 19½", height of seat 18½", height of back posts 37". Fiber rush seat.



**LADDER BACK
DINING SIDE CHAIR**

No. 69-C

Four ladder chair. Outside width in front 19", height of seat 18½", height of back posts 44". Fiber rush seat.



**LADDER BACK
DINING SIDE CHAIR**

No. 73-C

Three ladder chair. Outside width in front 19", height of seat 18½", height of back posts 41". Fiber rush seat.



**LADDER BACK
DINING SIDE CHAIR**

No. 76-C

Three ladder chair. Outside width in front 19", height of seat 18½", height of back posts 37". Fiber rush seat.



LADDER BACK DINING ARM CHAIR

NO. 46-C

Curved slat, bent post, three ladder chair. Width between arms in front 19½", height of seat 18½", height of back posts 41". Fiber rush seat.



LADDER BACK DINING SIDE CHAIR

NO. 44-C

Curved slat, bent post, three ladder chair. Outside width in front 19", height of seat 18½", height of back posts 41". Fiber rush seat.

YOUTH ARM CHAIR

No. 25-YC

Width between arms in front $14\frac{1}{2}$ ", outside width in front $16\frac{1}{2}$ ", width between arms in back $11\frac{1}{2}$ ", height of seat 22", height of back posts approximately 37". Fiber rush seat.



YOUTH CHAIR

No. 29-YC

Outside width in front $16\frac{1}{2}$ ", height of seat 22", height of back posts approximately 37" Fiber rush seat.





**CHILD'S LADDER
ARM CHAIR**

No. 42-C

Width between arms in front 14½".
Outside width in front 16½". Height of
seat 11". Fiber rush seat.



**CHILD'S LADDER
CHAIR**

No. 39-C

Outside width in front 16½", height of seat
11". Fiber rush seat.



**CHILD'S LADDER
ARM ROCKER**

No. 40-C

Width between arms in front 14½".
Outside width in front 16½". Fiber rush
seat.



**CHILD'S LADDER
ROCKER**

No. 41-C

Outside width in front 16½". Fiber rush
seat.



**CHILD'S PLAIN
CHAIR
No. 29-C**

Outside width in front 16½", height of seat 11". Fiber rush seat.



**CHILD'S PLAIN
ARM CHAIR
No. 25-C**

Width between arms in front 14½". Outside width in front 16½". Height of seat 11". Fiber rush seat.



**CHILD'S PLAIN
ROCKER
No. 23-C**

Outside width in front 16½". Fiber rush seat.



**CHILD'S PLAIN
ARM ROCKER
No. 27-C**

Width between arms in front 14½", outside width in front 16½". Fiber rush seat.



BAR STOOL

No. 95-S

Size of seat outside post 15" x 15".

Available in seat heights of 18", 24", 26", 28" or 30".



BAR CHAIR

No. 49-C

Outside width in front 19 $\frac{1}{4}$ ", height of back above seat 12 $\frac{5}{8}$ ", available in seat heights of 24", 26", 28" or 30".
Fiber rush seat.



**FIRESIDE BENCH
(or Luggage Rack)
No. 99**

Also serves nicely as a vanity stool.
Size of seat outside of posts 15" x
23", height of seat 18". Fiber rush
seat.



**SAW-BUCK STYLE
FIRESIDE BENCH
No. 98**

12" x 42" x 16½" high. Top 1¾" thick.



**FOOT STOOL
No. 100-S**

An excellent stool for children to watch
television. Also a nice gift. Size of seat 10"
x 13", height of posts 12" or 14". Please
specify post height.

Care Instructions

Clore furniture is made to last for generations to come. The finish used on all of our products, including seats, is a lacquer finish. This requires very little maintenance, and is water resistant.

For easy clean-up of our furniture, please use a mild mixture of dish-washing liquid and water. This can be used to wipe up spills, stains, and dirt. Our furniture is not designed to be polished to a high gloss, therefore many commercial furniture applications can damage the lacquer finish. Do not apply polish, oil, or wax to the finish. Quite often the only way to repair finish damage is to completely strip and refinish the furniture item.

When using placemats or tablecloths, we recommend using a cloth or felt-backed product. The use of plastic backing could result in damage to the lacquer finish.

Please use caution when placing a hot dish or pan directly on your furniture. Placing an item which is too hot to touch directly on your furniture could result in damage.

Following these few guidelines will ensure a long, beautiful life for your furniture and its finish. Thank you.

Made and sold by

E. A. CLORE SONS, INC.

**P.O. Box 765
MADISON, VA 22727**

Since 1830

TELEPHONE: (540) 948-5821

FAX: (540) 948-5556

E-MAIL: eac@eaclore.com

WEBSITE: www.eaclore.com